




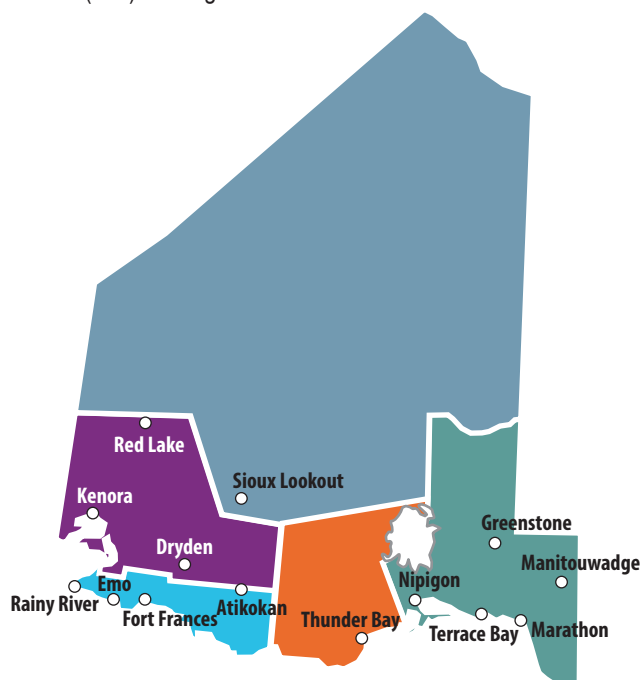
District of Thunder Bay Integrated District Network HEALTH PROFILE



OVERVIEW

This profile is one in a series of five profiles for each of the Integrated District Networks in the North West LHIN. The information in these profiles is based on fiscal year 2013/14 unless otherwise specified.

Each profile has an Executive Summary followed by detailed data tables at the Local Health Hub (LHH), Integrated District Network (IDN) and regional levels.



- District of Kenora IDN
- District of Rainy River IDN
- District of Thunder Bay
- City of Thunder Bay IDN
- Northern IDN

COMMUNITIES (CENSUS SUBDIVISIONS) WITHIN THE LHH

Greenstone LHH: Greenstone, Long Lake No. 58 First Nation, Ginoogaming First Nation, Aroland First Nation, Animiigoo Zaagi igan Anishinaabek (Lake Nipigon)

Manitouwadge LHH: Manitowadge

Marathon LHH: Marathon, Pic River First Nation, Pic Mobert First Nation

Nipigon LHH: Nipigon, Red Rock, Dorion, Lake Helen First Nation, Biinjitiwaabik Zaaging Anishinaabek (Rocky Bay)

Terrace Bay LHH: Terrace Bay, Schreiber, Pays Plat First Nation

EXECUTIVE SUMMARY

The District of Thunder Bay IDN is comprised of five Local Health Hubs – Greenstone, Manitowadge, Marathon, Nipigon and Terrace Bay.

POPULATION:

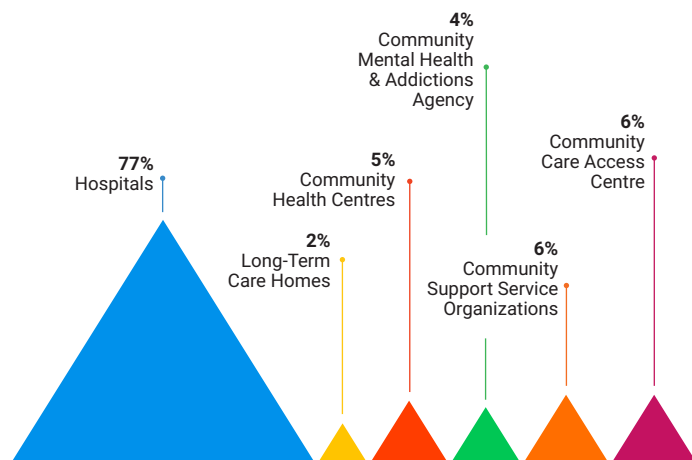
- The District of Thunder Bay IDN is the fifth most populated district in the North West LHIN, with a total population of 17,829
- The District of Thunder Bay IDN accounts for 7.7% of the North West LHIN's total population
- Rural area residents account for 43.7% of the population in the District of Thunder Bay IDN
- 13.0% of residents identify as Francophone in the District of Thunder Bay IDN; the highest proportion resides in Greenstone LHH where 22.2% identify as Francophone
- The District of Thunder Bay IDN has an approximate total area of 61,215 square kilometers

HEALTH SYSTEM:

- The District of Thunder Bay IDN has 21 unique health service providers offering 29 LHIN-funded programs
- The North West LHIN funding allocation by health care sector for the District of Thunder Bay IDN is as follows:

District of Thunder Bay IDN

Total: \$40,863,413



Ontario

Local Health Integration
Network
Réseau local d'intégration
des services de santé

POPULATION CHARACTERISTICS, 2011 CENSUS

Indicators	Greenstone LHH	Manitouowadge LHH	Marathon LHH	Terrace Bay LHH	Nipigon LHH	District of Thunder Bay IDN	North West LHIN
Total population	5,619	2,105	4,037	2,672	3,396	17,829	231,120
Population change (from 2006)	-3.5%	-8.5%	-10.0%	2.6%	-6.5%	-5.4%	-1.7%
% Age 65 +	12.1%	15.9%	9.5%	16.8%	18.1%	14.3%	16.0%
% Age 75 +	4.9%	4.8%	3.5%	7.7%	8.1%	5.5%	7.3%
% Aboriginal identity (2006)*	35.3%	5.7%	20.2%	5.8%	29.2%	19.9%	19.2%
# of First Nations	4	0	2	1	2	9	64
% of Francophone	22.2%	15.8%	9.2%	6.4%	4.3%	13.0%	3.4%
# of Designated Francophone communities	1	1	1	1	0	4	5

Data Source: Statistics Canada. 2011 Census, 2006 Census and 2011 National Household Survey (NHS). * Aboriginal Identity information from the 2011 NHS was suppressed for data quality or confidentiality reasons.

HEALTH SYSTEM CHARACTERISTICS

Indicators	Greenstone LHH	Manitouowadge LHH	Marathon LHH	Terrace Bay LHH	Nipigon LHH	District of Thunder Bay IDN	North West LHIN
ACUTE CARE HOSPITAL	GERALDTON DISTRICT HOSPITAL	MANITOUWADGE GENERAL HOSPITAL	WILSON MEMORIAL GENERAL HOSPITAL	THE MCCAUSLAND HOSPITAL	NIPIGON DISTRICT MEMORIAL HOSPITAL		
# Acute beds	23	9	9	10	15	66	601
# CCC beds	7	0	12	13	7	39	299
# ELDCAP beds	19	9	0	0	15	43	118
# LTC homes and places	0	0	0	1 – 22	0	1 – 22	14 – 1601
# IP Mental Health / Addictions beds	0	0	0	0	0	0	122
# IP Rehab beds	0	0	0	0	0	0	50
# COMMUNITY HSPTS PROVIDING SERVICE TO LHH RESIDENTS							
Mental Health	5	4	4	5	5	6	28
Addictions	1	1	1	1	1	1	20
Seniors Supportive Housing buildings and spaces	0	0	0 – 5	0	0 – 7	0 – 12	11 – 504
Acquired Brain Injury	0	0	0	1	1	1	1
CHC services	1	0	0	0	0	1	2
CCAC services	1	1	1	1	1	1	1
CSS and AO Services	9	5	7	6	7	10	57
Assisted Living (ABI + PD)	0	0	0	0	1	1	2
PRIMARY CARE							
# Family Physicians	9	4	9	5	7	34	288
Population per Active Physician	639	542	459	544	496	536	824
# Family Health Teams / PEMs	1	1	1	1	1	5	21
# Specialists	0	0	0	0	0	0	195
Population per active specialist	-	-	-	-	-	-	1,217

ABI - Acquired Brain Injury; AO - Assertive Outreach; CCAC - Community Care Access Centre; CCC - Complex Continuing Care; CHC - Community Health Centre; CSS - Community Support Services
ELDCAP - Elderly Capital Assistance Program; IP - Inpatient; LTC - Long-Term Care; PD - Physical Disability; PEM - Patient Enrolment Model

HEALTH STATUS, HEALTH BEHAVIOURS AND HEALTH OUTCOMES

Indicators	Northwestern Health Unit ¹	Thunder Bay District Health Unit ²	North West LHIN	Ontario
HEALTH STATUS, HEALTH BEHAVIOURS, HEALTH PRACTICES (CANADIAN COMMUNITY HEALTH SURVEY 2013, AGE 12+; EXCLUDES PERSONS LIVING ON RESERVES AND OTHER ABORIGINAL AND FULL-TIME MEMBERS OF THE CANADIAN FORCES)				
Perceived health, very good or excellent	61.9%	56.6%	58.2%	59.8%
Perceived mental health, very good or excellent	73.9%	61.0%*	65.1%*	70.9%
Current smoker	20.0%	25.1%*	23.5%*	18.1%
Heavy drinking	18.7%	26.6%*	24.2%*	17.1%
Overweight or obese (aged 18+)	61.1%*	66.2%*	64.6%*	53.2%
Physical activity in leisure time, moderately active or active	64.0%*	58.1%	60.0%*	54.2%
Has a regular medical doctor	83.5%*	82.3%*	82.7%*	91.2%
Contact with a medical doctor in past 12 months	72.3%*	79.3%	77.1%	79.3%
PRIMARY CARE, HEALTH CARE EXPERIENCE SURVEY, JULY 2013-JUNE 2014, AGE 16+				
% Attached population	-	88.5% (Thunder Bay Census Metropolitan Area)	87.3%*	93.7%
% Able to see primary care provider same day or next day (when sick)	-	25.8%* (Thunder Bay Census Metropolitan Area)	30.0%*	44.8%
HEALTH OUTCOMES - LIFE EXPECTANCY, MORTALITY (STATISTICS CANADA, CIHI)				
Life expectancy at birth, 2007-2009 (years)	77.4	79.3	78.6	81.5
Age-std. rate of premature mortality (death before aged 75), 2009/10-2011/12	382/100,000*	326/100,000*	346/100,000*	224/100,000
Age-std. rate of avoidable mortality from preventable causes, 2009/10-2011/12	190/100,000*	164/100,000*	174/100,000*	102/100,000
Age-std. rate of avoidable mortality from treatable causes	93/100,000*	81/100,000*	85/100,000*	60/100,000

* Significantly different than the provincial rate. 1. District of Kenora, District of Rainy River and Northern IDNs combined. 2. City of Thunder Bay and District of Thunder Bay IDNs combined.

AMBULATORY CARE - UNSCHEDULED EMERGENCY VISITS

[illegible]

[illegible]